



DOOR SIGN[®]

THE TERMINAL APPLICATION

VISUAL SPACE STATUS

FLEXIBLE AND USER-SPECIFIC SURFACE

INFORMATION EXCHANGE THROUGH HL7, DICOM AND SMART OR

DOOR SIGN

In operating theatres, planning and transparency are key to ensuring smooth processes in the often-stressful everyday life. The occupancy of operating theatres plays a central role here - and nursing staff need to know what is happening in there at any given time. We've solved this challenge with our digital terminal DOOR SIGN and its easy integration into the IP infrastructure.

The hidden becomes visible

The 10-inch LCD terminal with touch function and colored illumination clearly displays all important workflow information. In addition, it offers optional reading and release devices such as RFID, SmartCard and barcode readers. The terminal meets the highest hygienic standards, which means that hospitals can use it primarily in the operating theaters, intensive care units and emergency rooms.

THE TERMINAL



Aims and use cases

Keeping the operating theater staff informed

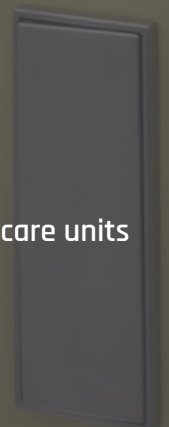
- Status of the current surgery (e.g. suture, cut)
- Infection status of the patient (e.g. hepatitis, AIDS)
- Warnings (e.g. use of X-ray, laser)
- Room status (e.g. being cleaned, free)

Application

Digital LCD terminal for displaying and recording workflow information in the clinical environment.

The areas of application include

Operating theater room doors, access doors, emergency rooms, intensive care units

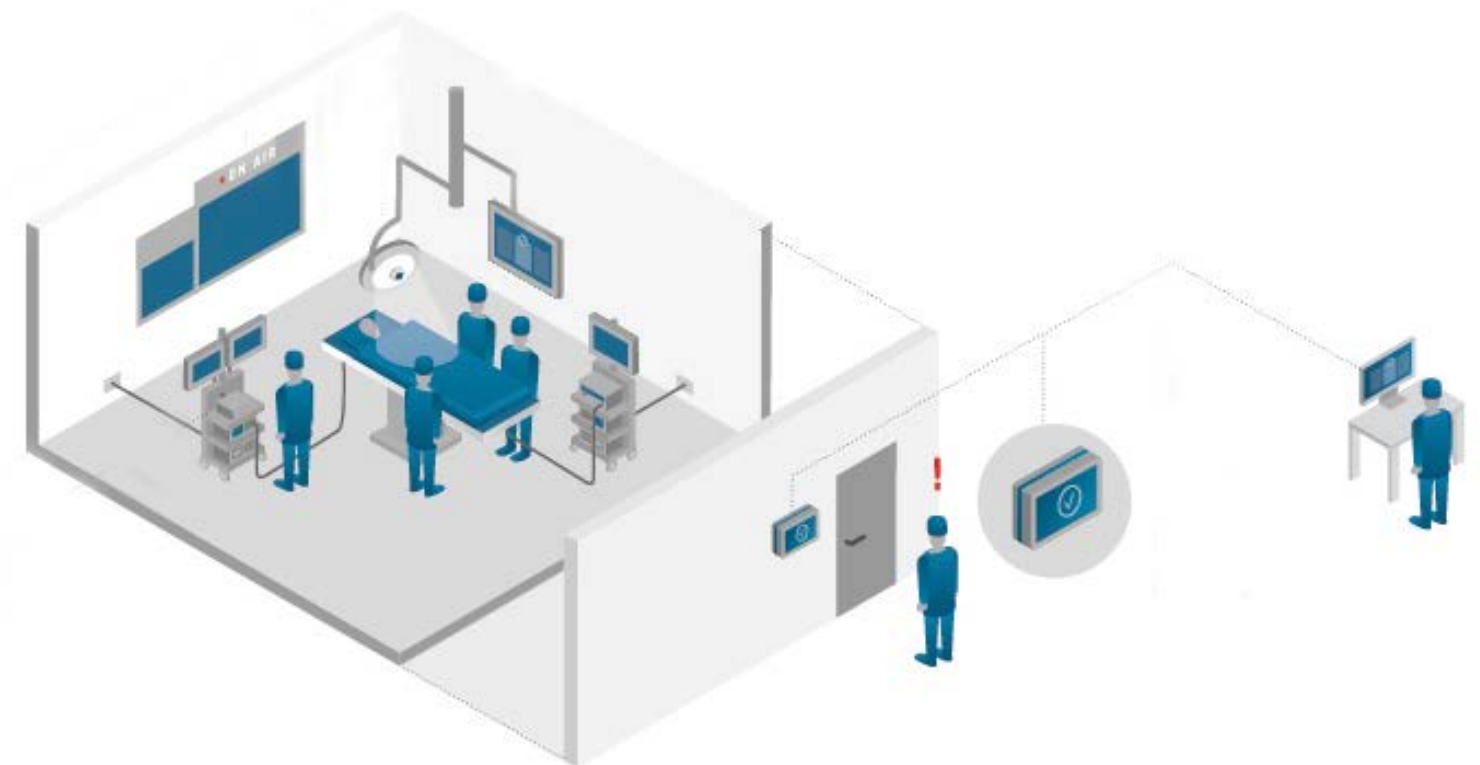
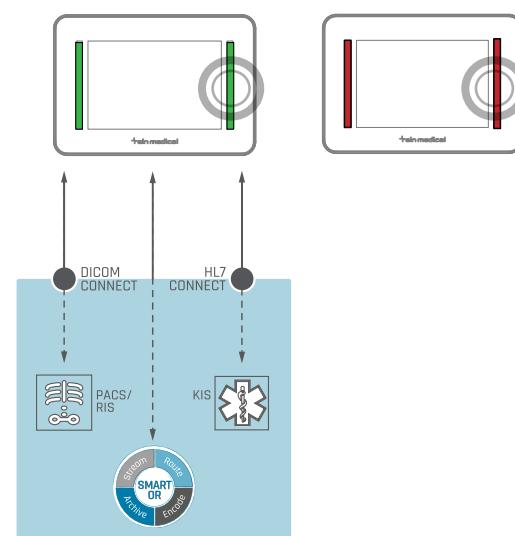


WORKFLOW

OPTIMIZED

Workflow information

Each status is marked with a specific, previously defined background color. By means of RFID chips, a nurse has access to the patient data if he or she has the appropriate authorisation.



When a patient is brought into the induction room, all necessary and previously defined data is transferred directly from the HIS to the client. Here, the procedure is created and transmitted back to the KIS via HL7 message.

When the patient leaves the operating room after the procedure, DOOR SIGN changes the background color and shows what happens next.

DOOR SIGN then informs the staff about the patient, the procedure and the room status.

Everyone with the necessary access rights has an overview of the room occupancy in the hospital.

THE TERMINAL IS GUARANTEED:

- Protection of patient data
- Flexible and user-specific interface
- Individual definition of the background colors
- Medical requirements due to the hygienic design
- Transparency of the surgery process

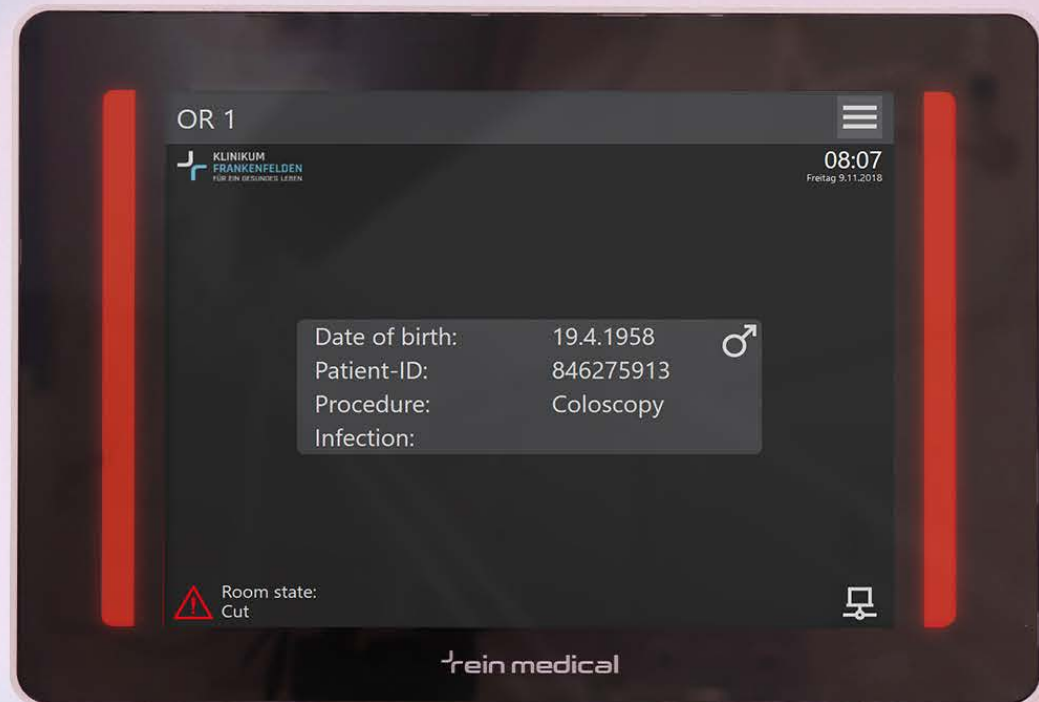
CONNECTION POSSIBILITIES

If SMART OR MANAGER is installed as a central communication node within a video management integration, it can be used to connect the DOOR SIGNS. The data connection can be used to the KIS, RIS and other subsystems via DICOM or HL7 and enables uncomplicated data exchange.

If SMART OR MANAGER is not pre-installed, the connection can also be made via DICOM or HL7 in the form of an MS Windows system service.

See here:





BOTTOM LINE

DOOR SIGN is a terminal for the medical sector, simplifying everyday life in the operating room and optimising workflows. Both the software and hardware components offer flexibility and ideal integration in any hygienically sensitive environment. The terminal also ensures the connection of hospital-type authentication systems and can securely release personal data using RFID or smart cards.

DOOR SIGN

HARDWARE

HARDWARE

- All-round RGB LED light band, for displaying status information
- 10.1" (5.65 cm) PCAP touch display, 1280 x 800 pixels
- Theft protection
- Power supply via POE
- Identification (RFID, smart cards)
- Display washable and disinfectable
 - IP65-protected front
 - No ventilation slots
 - Optional anodized aluminum surface or germicidal coated surface for easy wipe disinfection
- Protective glass
- High scratch resistance (gorilla glass)
- Anti-reflection coating

SOFTWARE

SOFTWARE

- Connection to hospital information systems/ server systems/ software e.g. SMART OR) HL7 and DICOM support
- Workflow management in the operating theater areas
- Modern browser SPA

Who are we?

At Rein Medical, we drive innovation. Our German company with a team of 100 employees has been involved in medical IT for more than three decades. Nowadays, we're a system service provider that implements customized IT solutions from planning to handover from a single source. We also accelerate the digital transformation in practices, clinics and other medical facilities. We develop and produce individual all-in-one computer solutions, high-resolution displays, customized IT wall modules for operating rooms as well as video/audio and image management systems. Rein Medical has been part of the JVC Kenwood Corporation since March 2018 and is a globally active company.

Quality through the international standard ISO 13485

Rein Medical is the proud holder of ISO 13485 certification, which demonstrates our high-quality standards and commitment to continuous improvement in quality management systems. The successful certification confirms our commitment to providing our customers with the highest quality products and services. We are proud to be able to back this up with a certified QM system.

Future „Made in Germany“

We stand for quality and set a hygienic benchmark with our certified IT. From the design, development and production of our hardware to the programming of our software, we realize our IT solutions at the Mönchengladbach site. With our worldwide partnerships, we offer innovative holistic solutions for an optimized workflow, ensuring smooth and reliable processes in the operating room.

Headquarters in Germany

Rein Medical GmbH
Monforts Quartier 23
41238 Mönchengladbach
Deutschland
Tel.: +49 2161 6984-0
Fax: +49 2161 6984-259
E-mail: info@reinmedical.com

Switzerland

Rein Medical AG
Büfelderstrasse 1
8370 Sirmach TG
Schweiz
Tel.: +41 71 929-55-99
Fax: +41 71 929-55-90
E-mail: info.ch@reinmedical.com

Spain

Rein Medical Systems S.A.
C/ Téllez, 30
1ª Planta, Oficina 1 Puerta 2
28007 Madrid, Spain
Tel.: +34 91 530-88-24
Fax: +34 91 574-32-93
E-mail: info.es@reinmedical.com

